

Wildlife and Wind Power

Studies show that wind power has a minimal impact on most wildlife while providing affordable, American-made energy that supports both our economy and conservation values.

Key Takeaways

- 1 **Wind energy has one of the lowest impacts** on wildlife and their habitats of any utility-scale electricity generation.
- 2 Wind energy is responsible for **less than 0.01% of human-caused bird fatalities.**
- 3 **Wind energy and eagle conservation have proven to be compatible** as wind development has grown: the golden eagle population has remained stable and the bald eagle population has boomed.
- 4 **Best management practices, guidelines, operational adjustments, and investment into research** help the industry further reduce wildlife impacts at wind projects.

Background

ACP and the wind industry collaborate with government agencies and conservation groups to refine best practices for wind development and operations, including technology improvements to continue minimizing its impacts on birds, bats, and other species. By continuously advancing minimization tools and strategies, the industry balances domestic energy development with protecting wildlife.



Environmental Advantages of Wind Energy Generation

The overall environmental footprint of wind energy is significantly lower compared to traditional energy production.

- **Wind turbines have a limited footprint**, leaving 98% of project land undisturbed and available for wildlife habitat and movement, farming, ranching, or recreation¹.
- **Wind power does not produce air pollution**, like nitrogen oxides, sulfur oxides, and mercury, which harm both humans and wildlife².
- **Wind energy does not require water for generation** and has no negative impacts on water quality with proper management practices in place.
- **Wind power requires no fuel extraction**, a leading source of habitat disruption.
- **Wind turbines repay their carbon footprint** in six months or less³.

Wildlife Impacts of Wind Energy Generation

Researchers routinely find that wind energy has one of the lowest impacts on wildlife and their habitats of any utility-scale electricity generation. That's why many wildlife groups support responsibly-sited wind farms. Still, the wind industry is committed to reducing its comparatively small impact.

Bats


Hundreds of studies demonstrate a generally **low level of impact from wind power on protected bat species**, according to data reported by the Renewable Energy Wildlife Institute (REWI) and Western Ecosystems Technology, Inc.^{4,5}.

- The wind industry is actively taking steps to further reduce the impact to all bat species and investing in research to develop more efficient and effective methods to coexist with bats.

Migratory Birds

Wind project impacts on migratory birds are very low across the entire U.S. This pattern is consistent in all migratory flyways, administrative boundaries that divide the country by general migration patterns²⁷.

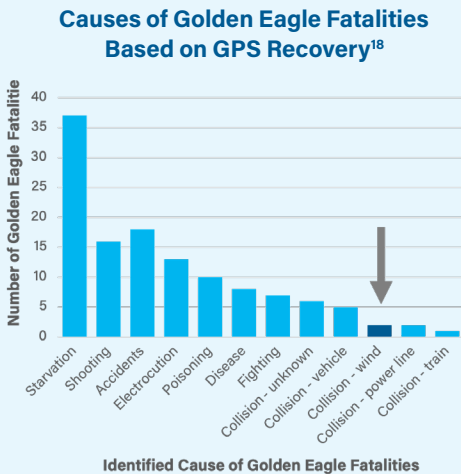
Causes of Bird Mortality



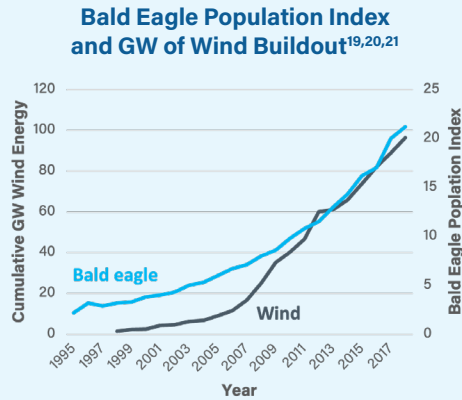
Cause of Mortality	Number of Birds per Year (thousands)
Buildings and Windows ^{6,28}	365,000 - 988,000
Vehicles/Roads ^{7,28}	89,000 - 340,000
Pesticides ^{8,28}	17,000 - 91,000
Overhead Lines ^{9,28}	8,900 - 68,900
Communication Towers ^{10,28}	6,600
Lead Ingestion ¹¹	1,000 - 2,000
Mowing, Agricultural Cultivation ¹²	1,000 - 2,000
Commercial Fishing ¹³	750 - 2,000
Oil Pits ¹⁴	500 - 1,000
Forestry ¹⁵	300 - 1,000
Wind Power ^{16,17,28,29}	140 - 350

Wind Energy Does Not Drive Eagle Population Dynamics

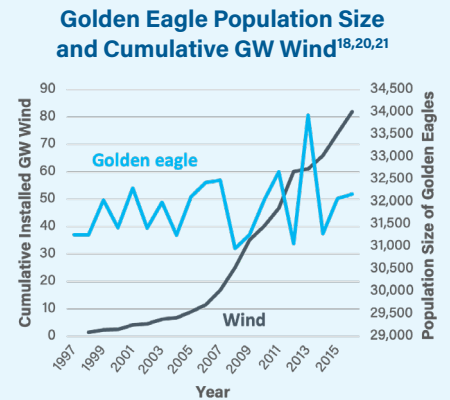
Golden Eagle Fatalities Wind Energy Is Small Percentage



Bald Eagle Populations Have Grown with Wind Development Growth



Golden Eagle Populations Remained Stable with Wind Development Growth



Climate Change's Impact on Wildlife

Climate change is the largest threat to birds in North America, according to the National Audubon Society²², and the top threat to bats in the US, according to a panel of 102 scientists²³.

- Research shows that climate change already affects the breeding, distribution, abundance, and survival rates of half the world's species²⁴.
- A review of more than 130 scientific studies found that one in six species worldwide could face extinction if climate change continues unabated²⁵.

The National Wildlife Federation has found that **wind power is a key solution to addressing the threat of climate change**, and that significantly more wind power will be needed in the future to keep warming levels safe for wildlife²⁶.

On average, a **wind turbine repays its carbon footprint in six months or less** and provides **carbon-free electricity** for the remainder of its 20-30 year lifespan, reducing the emissions leading to climate change.

In 2023 alone, U.S. wind energy cut over **76 million** cars' worth of carbon emissions.

Further Reducing Wind's Impact on Wildlife

The wind industry is committed to minimizing its impacts to wildlife while delivering reliable energy that coexists with local ecosystems.

Guidelines

The wind industry supports the [U.S. Fish and Wildlife Service's Land-based Wind Energy Guidelines](#), which provide a framework for project proponents to **conduct a tiered assessment of wildlife considerations during the development of a wind project**. The guidelines were modeled on consensus recommendations from a federal advisory committee that included representatives from states, federal agencies, conservation organizations, the science community, tribes, and the wind industry.

Communication Protocols

ACP and the Association of Fish and Wildlife Agencies jointly developed a [Wind Communications Protocol](#) to **provide a framework for mutually beneficial communication between project proponents and State Fish and Wildlife Agencies**.

Best Management Practices

ACP also created the first industry-wide voluntary [best management practice](#) for wildlife to **reduce bat fatalities at wind power projects through operational adjustments**, endorsed by wind power companies operating the majority of wind farms across the U.S. as well as [Bat Conservation International](#) and other conservation organizations.

Research Investments

The industry partnered with the Renewable Energy Wildlife Institute (REWI) to create the Renewable Energy Wildlife Research Fund²⁶. The Fund supports **independent research projects that produce scientifically robust solutions to enable the continued expansion of wind power**, while also increasing our understanding of wildlife protection. REWI has published a [Guide to Wind Energy & Wildlife](#) summarizing the state of the science, maintains the [American Wind Wildlife Information Center](#) database to leverage the data collected from wind power projects for research purposes, and hosts a [renewable energy research hub](#).

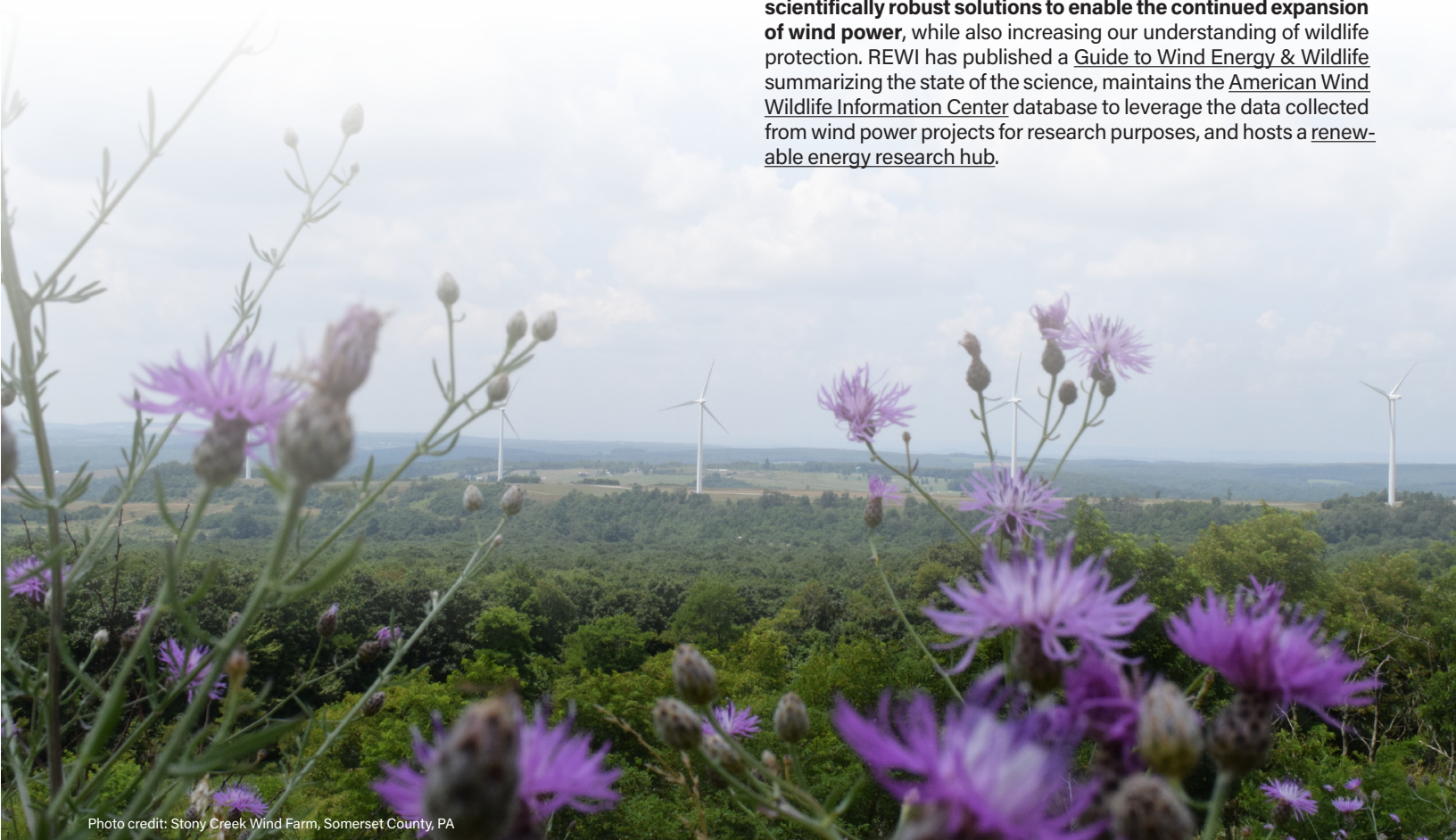


Photo credit: Stony Creek Wind Farm, Somerset County, PA

Endnotes

- 1 U.S. Department of Energy, "Wind Vision: A New Era for Wind Power in the United States" (Washington, DC: U.S. Department of Energy, 2015), 214.
- 2 U.S. Department of Energy. "How Wind Can Help Us Breathe Easier." Energy.gov, August 21, 2024. <https://www.energy.gov/eere/wind/articles/how-wind-can-help-us-breathe-easier>.
- 3 Inderscience Publishers. "Wind turbine payback: Environmental lifecycle assessment of 2-megawatt wind turbines." ScienceDaily, ScienceDaily, June 16, 2014. <https://www.sciencedaily.com/releases/2014/06/140616093317.htm>
- 4 Taber D. Allison, PhD, AWWI Director of Research, Ryan Butryn, AWWIC Program Manager (2020), "2nd Edition: Summary of Bat Fatality Monitoring Data Contained in AWWIC"
- 5 Western EcoSystems Technology, Inc. "Renew: 2022 Annual Report." Accessed October 22, 2024. <https://connect.west-inc.com/Renew/RenewReport2022.html>.
- 6 Loss SR, Will T, Marra PP. 2014. *Bird–building collisions in the United States: Estimates of annual mortality and species vulnerability*. The Condor 116(1): 8–23. <https://doi.org/10.1650/CONDOR-13-090.1>
- 7 Loss SR, Will T, Marra PP. 2014. *Estimation of bird-vehicle mortality on U.S. roads*. The Journal of Wildlife Management 78:763-771. <https://wildlife.onlinelibrary.wiley.com/doi/10.1002/jwmg.721>
- 8 Mineau, Pierre. 2004, 2005. Direct losses of birds to pesticides – beginnings of a quantification. In: Ralph, C. John; Rich, Terrell D., editors (2005). *Bird Conservation Implementation and Integration in the Americas: Proceedings of the Third International Partners in Flight Conference*. 2002 March 20–24; Asilomar, California. Volume 2. Gen. Tech. Rep. PSW-GTR-191. Albany, CA: U.S. Dept. of Agriculture, Forest Service, Pacific Southwest Research Station: 1065–1070. <https://research.fs.usda.gov/treearch/32106>
- 9 Loss SR, Will T, Marra PP (2014) *Refining Estimates of Bird Collision and Electrocution Mortality at Power Lines in the United States*. PLoS ONE 9(7): e101565. <https://doi.org/10.1371/journal.pone.0101565>.
- 10 Longcore T, Rich C, Mineau P, MacDonald B, Bert DG, Sullivan LM, et al. (2012) *An Estimate of Avian Mortality at Communication Towers in the United States and Canada*. PLoS ONE 7(4): e34025. <https://doi.org/10.1371/journal.pone.0034025>
- 11 Scheuhammer, Anton M. and Norris, Stacey. L. (1995) *A Review of the Environmental Impacts of Lead Shotshell Ammunition and Lead Fishing Weights in Canada*. Canadian Wildlife Service Occasional Paper No. 88. Environment Canada, Ottawa, Canada., Kendall, R. J., T. E. Lacker, C. Bunck, B. Daniel, C. Driver, C. E. Grue, F. Leighton, W. Stansley, P. G. Watanabe, and M. Whitworth. 1996. *An ecological risk assessment of lead shot exposure in non-waterfowl avian species: Upland game birds and raptors*. Environmental Toxicology and Chemistry 15:4–20.
- 12 Tews, J., D.G. Bert, and P. Mineau. 2013. *Avian mortality related to mechanical operations in agricultural landscapes in Canada*. Avian Conservation and Ecology 8(2): 8. <http://dx.doi.org/10.5751/ACE-00559-080208>
- 13 Manville II, Albert M. 2005. *Seabird and waterbird bycatch in fishing gear: next steps in dealing with a problem*. *Bird Conservation Implementation and Integration in the Americas: Proceedings of the Third International Partners in Flight Conference*. 2002 March 20–24; Asilomar, California, Volume 2 Gen. Tech. Rep. PSW-GTR-191. Albany, CA: U.S. Dept. of Agriculture, Forest Service, Pacific Southwest Research Station: p. 1071-1082, Brothers N, Duckworth AR, Safina C, Gilman EL (2010) *Seabird Bycatch in Pelagic Longline Fisheries Is Grossly Underestimated when Using Only Haul Data*. PLoS ONE 5(8): e12491. <https://doi.org/10.1371/journal.pone.0012491>
- 14 Trail, P. 2006. *Avian mortality at oil pits in the United States: a review of the problem and efforts for its solution*. Environmental Management 38:532–544.
- 15 Hobson, K. A., A. G. Wilson, S. L. Van Wilgenburg, and E. M. Bayne. 2013. *An estimate of nest loss in Canada due to industrial forestry operations*. Avian Conservation and Ecology 8(2): 5. <http://dx.doi.org/10.5751/ACE-00583-080205>
- 16 Loss, S. R., T. Will, and P. P. Marra. 2013. *Estimates of bird collision mortality at wind facilities in the contiguous United States*. Biological Conservation 168:201–209.
- 17 Erickson, W. P., M. M. Wolfe, K. J. Bay, D. H. Johnson, and J. L. Gehring. 2014. *A comprehensive analysis of small-passerine fatalities from collision with turbines at wind energy facilities*. PLoS ONE 9:e107491
- 18 Millsap et al. 2022. "Golden Eagles in the Western United States." *Ecological Applications* 32(3): e2544. <https://doi.org/10.1002/eap.2544>
- 19 Eagle Data: U.S. Fish and Wildlife Service. 2020. Final Report: Bald Eagle Population Size: 2020 Update. U.S. Fish and Wildlife Service, Division of Migratory Bird Management, Washington, D.C. U.S.A.
- 20 Wind Data: ACP *Clean Power IQ* facility database. <https://cleanpower.org/cleanpower-iq20>
- 21 U.S. Department of Energy 2022 *Wind Technologies Market Report*. https://www.energy.gov/sites/default/files/2022-08/land_based_wind_market_report_2202.pdf
- 22 National Audubon Society. "Survival by Degrees: 389 Bird Species on the Brink." Accessed October 22, 2024. <https://www.audubon.org/climate/survivalbydegrees>
- 23 2023 State of the Bats report. (2023, May 17). Bat Conservation. <https://digital.batcon.org/state-of-the-bats-report/2023-report/>
- 24 Weiskopf SR, Rubenstein MA, Crozier LG, Gaichas S, Grifs R, Halofsky JE, et al. *Climate change effects on biodiversity, ecosystems, ecosystem services, and natural resource management in the United States*. Sci Total Environ. 2020;733:137782. <https://www.sciencedirect.com/science/article/pii/S0048969720312948>
- 25 Urban, Mark C. "Accelerating Extinction Risk from Climate Change." *Science* 348, no. 6234 (May 1, 2015): 571–73. <https://doi.org/10.1126/science.aaa4984>
- 26 National Wildlife Federation. "Renewable Energy." *National Wildlife Federation*. Accessed October 22, 2024. <https://www.nwf.org/Our-Work/Climate/Climate-Change/Renewable-Energy>
- 27 Western EcoSystems Technology, Inc. [WEST]. 2025. The Science of Bird Migration. WEST Wildlife Summary Briefs. Issue No. 1. Available at: https://west-inc.com/westtechnicalseries/wwsb_2025_01.pdf
- 28 Western EcoSystems Technology, Inc. [WEST]. 2025. What's Killing Birds in the US? WEST Wildlife Summary Briefs. Issue No. 2. Available at: https://west-inc.com/westtechnicalseries/wwsb_2025_02.pdf
- 29 Renewable Energy Wildlife Institute (REWI). 2025. Wind Energy Interactions with Wildlife: Answers to Frequently Asked Questions Based on the State of the Science. Washington, DC. Available at www.rewi.org.